



ST Portal Registration Process using Membership OTP

Existing ST Portal Account Holder


1. If you have an existing ST Portal Account then Login Your ST Portal Account.
2. Select Attach Link OTP Option.
3. Attach your Membership OTP.

Non - Existing ST Portal Account Holder

1. If you do not have any ST Portal Account, then follow the given Process.

ST Portal Registration Process using Membership OTP

Visit <https://stportal.mahendras.org/>



The screenshot displays a web browser window with the address bar showing <https://stportal.mahendras.org/>. The page features the Mahendra's Student Portal logo with the tagline "EXAM BEFORE EXAM PORTAL". Below the logo is an "Account Login" section with input fields for "Email Address" and "Password", and a "Login" button. A "Remember Login" checkbox is also present. To the right of the login section are three large buttons: "New User" (blue), "Online Inquiry" (yellow), and "Video" (green). At the bottom of the page, there is a footer with the Mahendra's eNews Portal logo and a search bar.

ST Portal Registration Process using Membership OTP

Click *“New User”*.

Mahendra's Student Portal > Home x +

← → ↻ 🏠 🔒 https://stportal.mahendras.org

STUDENT
EXAM BEFORE EXAM PORTAL

Account Login

Email Address:

Password:

Login

Remember Login

New User

Online Inquiry

Video

Mahendra's eNews Portal

ST Portal Registration Process using Membership OTP

Select ***“I have OTP (One Time Password)”*** and enter ***Membership OTP***, then Next.

Registration Step-1

I have MIBS Enroll. number

Please enter your Mahendras Enroll. number (as mentioned in your computerized fee receipt).

Enroll. Number

I have OTP (One Time Password)

Please enter the OTP (One Time Pin) you received.

- If you purchased OTP from branch, you can find your OTP in fee deposition receipt and also at your email that you provided during fee deposition.
- If you purchased OTP of Online Admission/ST Card/eNews/eMICA from our eCommerce Portal (My Shop) then you can find OTP in your order details.
- If you are Interview Candidate then you can find OTP in fee deposition receipt and also in the SMS on mobile you provided during Interview fee deposition.

OTP (One Time Pin)


ST Portal Registration Process using Membership OTP

Enter valid *“Email ID”* & *“calculation”*, then click on *“Send Verification Email”*.

Registration Step-2: Verify Email

Enter your email in the box below. The email you provide here will be your primary identification / username for this portal and **CANNOT BE CHANGED LATER**. Before continuing make sure you own that email and have proper access to it.

Sometimes it take longer to reach email. Please wait at least 10 minutes before Resending Email.

Email Address 

sumitkumar160282@gmail.com

Type result of below calculation

69 + 1 =

Send Verification Email

Cancel

ST Portal Registration Process using Membership OTP

Enter Verification Code, which will receive in Email ID, then click on “**Verify**”.

Verification code has been sent to your email sumitkumar160282@gmail.com. Check your email and type verification code in corresponding box below.

DO NOT CLOSE THIS WINDOW

This verification code is only valid till this window is open. If you close this window then you have to start over the process again.


Registration Step-2: Verify Email

Enter your email in the box below. The email you provide here will be your primary identification / username for this portal and **CANNOT BE CHANGED LATER**. Before continuing make sure you own that email and have proper access to it.

Sometimes it take longer to reach email. Please wait at least 10 minutes before Resending Email.

Email Address 

sumitkumar160282@gmail.com

Enter Verification Code (Case sensitive) 

EB0FAEB6#7

Resend in 177 seconds.

Verify

Cancel

ST Portal Registration Process using Membership OTP

Fill the basic information, then click “Next”.

Step-3: Basic Information

Email Address	<input type="text" value="sumitkumar160282@gmail.com"/>
Password Policy	Password should have minimum 6 characters, must include at least one non-alphanumeric character, one number and one alphabet. Space is not allowed
Create Password	<input type="password" value="....."/>
Re-enter Password	<input type="password" value="....."/>
Name	<input type="text" value="Sumit Kumar"/>
Father's Name	<input type="text" value="Amit Kumar"/>
Mother's Name	<input type="text" value="Sunita Devi"/>
Mobile Number	<input type="text" value="xxxxxxxx74"/>
Re-enter Mobile Number	<input type="text" value="xxxxxxxx74"/>
Looking for Job	<input type="text" value="No"/>
Qualification	<input type="text" value="Graduate"/>
Religion	<input type="text" value="HINDU"/>

ST Portal Registration Process using Membership OTP

Fill the basic information, then click “Next”.

Step-4: User Verification

Email Address / User Name	sumitkumar160282@gmail.com
Name	Sumit Kumar
Father's Name	Amit Kumar
Mother's Name	Sunita Devi
Mobile Number	xxxxxxxx74
Looking for Job	No
Sector Preferences	(Select)
Qualification	Graduate
Religion	HINDU
Category	GEN
Date of Birth:	1998-03-20
Gender	M
Communication Address	Gomti Nagar Lucknow
Communication State	UTTAR PRADESH
Communication District	LUCKNOW
Communication pincode	226010
Permanent Address	Gomti Nagar Lucknow
Permanent State	UTTAR PRADESH
Permanent District	LUCKNOW
Permanent pincode	226010
Aadhar No	
Minority	(none)

ST Portal Registration Process using Membership OTP

Click **“Continue”** to proceed.

Following features are associated with current OTP.

**Premium Membership
Package**

Icard : GOLD MEMBERSHIP

Status : Pending

Continue

Cancel

ST Portal Registration Process using Membership OTP

Provide “**Membership Card Delivery Address**”, then “**Continue**”.

Note : Membership Card dispatching is not applicable in case of MyShop Membership

Creating ST-Portal User account... successfully created.
Premium Membership registration Process started...
Provide membership card delivery address.

Fill Your Membership Card Delivery Address

Membership Card Delivery Address Information

Address	<input type="text" value="11/3, Viram Khand, Gomti Nagar Lucknow,"/>
State	<input type="text" value="UTTAR PRADESH"/>
City	<input type="text" value="LUCKNOW"/>
Pincode	<input type="text" value="226010"/>

Continue

Cancel

ST Portal Registration Process using Membership OTP

Membership has been applied in ST Portal account, Now you can check your membership details after login your ST Portal account.

Dear ,

Features associated with the OTP you provided has been successfully applied to your account.

However it may take upto 1 hour to reflect those features at this portal.

[Click here](#) login to start using your account.

Features Summery

Following features are associated with current OTP.





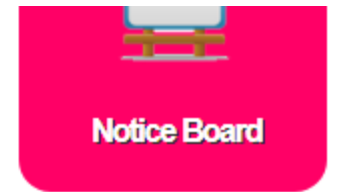


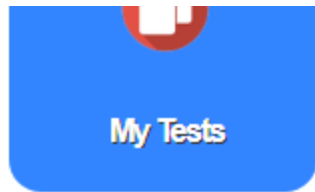
**Premium Membership
Package**

Icard : GOLD MEMBERSHIP

Status : Applied

ST Portal Registration Process using Membership OTP

Now membership account details will appear under My Membership Tab in ST Portal.



Thank You