



*Membership Number* Linking Process into *Myshop*

# Membership Number Linking Process into Myshop

Visit <https://myshop.mahendras.org/>



An advertisement for Mahendra's Study Material Kit. The background is light green with a faint pencil stroke. On the left, there is an illustration of a laptop with several colorful books on it, a graduation cap on a globe, and a smartphone displaying a stack of books. The text "Mahendra's" is written in a purple cursive font with a pencil icon. Below it, "Study Material Kit" is written in large green letters, and "Based On Latest Exam Pattern" is in blue. A white box with green text says "Free Shipping". At the bottom, there are "VIEW MORE" and "BUY NOW" buttons.

An advertisement for Mahendra's Premium Membership. The background is dark blue. At the top, "Mahendra's" is written in white cursive, and "PREMIUM MEMBERSHIP" is in gold and white. Below, there are four membership cards: Diamond (blue), Silver (grey), Gold (yellow), and Platinum (black). The Platinum card shows the number 5314 4568 2581 4861, valid up to 08 APRIL 2019, and the name VIMAL KUMAR VERMA. On the left, there is a cartoon illustration of a smiling boy with a blue backpack.

# Membership Number Linking Process into Myshop

Click on “Login/Signup” Option



# Membership Number Linking Process into Myshop

Login into *Myshop* portal using *ST Portal/Gmail credentials*.



Login with Student Portal

**User Name**

**Password**

[Forgot your password?](#)

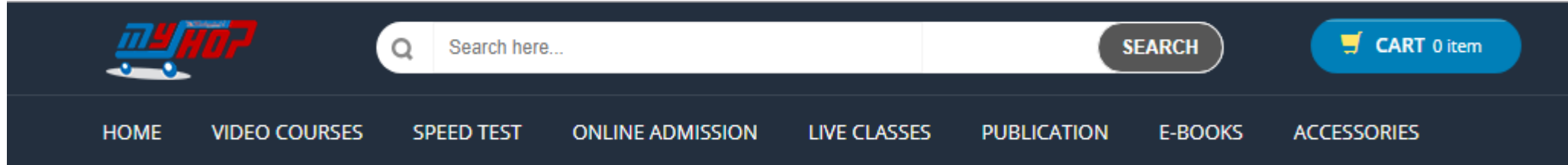
# Membership Number Linking Process into Myshop

Go to **“My Account”** by clicking on **“User Name”** which is situated at upper right corner of home screen.



# Membership Number Linking Process into Myshop

Select “**Click Here**” under My Account for linking Membership Number with Myshop.



## MY DASHBOARD

**Hello, Raghavendra Bajpai**

From your My Account Dashboard you have the ability to view a snapshot of your recent account activity and update your account information. Select a link below to view or edit information.

## ACCOUNT INFORMATION

My Account

Email: [jalaj.srivastava@mahendras.org](mailto:jalaj.srivastava@mahendras.org)

Mobile: 9696920700

Name: JALAJ

[Edit Profile](#)

Mahendras Membership

Do you have Mahendra's membership?, If yes, [click here](#) to link your Mahendra's Membership to your account.

Are you Mahendra's Employee?, If yes, [click here](#) to link your Mahendra's Employee ID to your account.

[Address Book](#)

## MY ACCOUNT

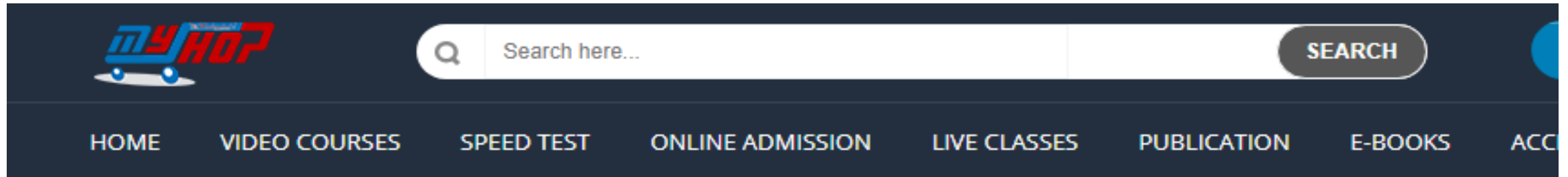
> **Account Info**

> Address Book

> My Orders

# Membership Number Linking Process into Myshop

Enter your **16 digit Membership Number** then click “Link Mahendra’s Membership”



## Link Mahendra's Membership Account

Mahendra's Membership No.

9959 7613 0969 5526

Link Mahendra's Membership

# Membership Number Linking Process into Myshop

Enter OTP, which will be receive on registered mobile number.

## Link Mahendra's Account

---

**Name.** RAGHAVENDRA BAJPAI

**Mobile.** 8874470074

**Email.**

**Membership No.** 9959 7613 0969 5526

**OTP.**

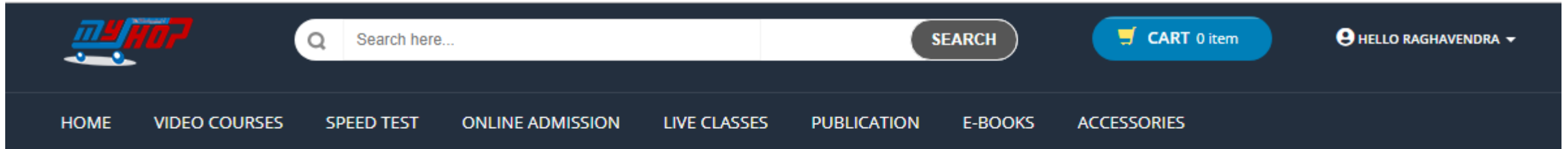
An OTP has been sent at linked mobile XXXXXXXX074. Please check and enter OTP.

OTP expiring in 259 seconds.



# Membership Number Linking Process into Myshop

Membership No. & Reward points details will appear under my account in Myshop.



## MY DASHBOARD

**Hello, Raghavendra Bajpai**

From your My Account Dashboard you have the ability to view a snapshot of your recent account activity and update your account information. Select a link below to view or edit information.

### ACCOUNT INFORMATION

My Account

Email: [raghavendrabajpai160282@gmail.com](mailto:raghavendrabajpai160282@gmail.com)

Mobile: 8125436272

Name: Raghavendra Bajpai

[Edit Profile](#)

Mahendras Membership

Membership No.: 9959 7613 0969 5526

Reward Point: 875

Are you Mahendra's Employee?, If yes, [click here](#) to link your Mahendra's Employee ID to your account.

### Address Book

Primary Billing Address

Primary Delivery Address

## MY ACCOUNT

> **Account Information**

> Address Book

> My Orders

**Thank You**